FUJIFILM
Value from Innovation

X-Pro2

http://fujifilm-x.com/x-pro2/

To ensure correct usage, read owner's manual carefully before using your equipment.
All photos, illustrations, drawings and other images in this brochure are intended for illustrative purposes only.
DXC logo is a trademark. All other trademarks are the property of their respective holders.
SILKYPIX® is a registered trademark of Ichikawa Soft Laboratory Co., Ltd. in Japan.

Specifications are subject to change without notice
For more information, please visit our website
http://www.fujifilm.com/products/digital_cameras/index.html

FUJIFILM
FUJIFILM Corporation

©2016 FUJIFILM Corporation

PARE

David Alan Harvey

For the unseen photography



FUJIFILM X-Pro2
f=35mm




FUJIFILM X-Pro2

ALWAYS EVOLVING
X-Pro2

The X-Pro2: delivering a new level of X-series photo quality by combining the brand new X-Trans CMOS III sensor and X-Processor Pro engine

The sensor readout speed is now approximately twice as fast, delivering high-speed continuous shooting, precise AF tracking, playback and higher quality movies.

X-TRANS CMOS III

The first model to feature a newly-developed sensor for outstanding image quality

The newly-developed 24.3MP X-Trans CMOS III APS-C sensor boasts the highest ever pixel count for an X-Series camera. Combined with an XF lens, it delivers images with a perceived resolution far greater than the number of pixels used. In addition, the phase detection pixels have been positioned over a larger area for a faster, more precise phase detection AF performance. High ISO sensitivity performance has also been improved to the point that the whole sensitivity range – up to the maximum ISO 12,800 – can now be used with confidence.

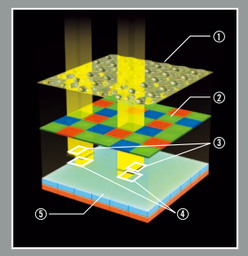

The unique random colour filter array reduces moiré and false colours without the need for an optical low-pass filter.
①Micro-lens ②X-Trans color filter ③Shielding layer ④Phase detection pixel ⑤Photo diode

X-Processor Pro

New processing engine increases speed and image processing capabilities

Thanks to the newly-developed X-Processor Pro engine, processing speeds are now approximately four times faster than a conventional model. This maximises the capabilities of the X-Trans CMOS III sensor to ensure it delivers the highest image quality with superfast response times. In addition, thanks to the high-speed reading technology of the sensor, the conventional EVF's display speed of 54fps has been increased to a maximum of 85fps*. This substantially reduces the image delay phenomenon when tracking a moving subject. Blackout time after release has also been reduced by approximately half and compressed RAW is supported, improving the ease-of-handling of RAW data.

*in High Performance mode



The X-Pro2 features a new CPU for high-speed processing. The Buffer memory has also been increased for an even faster response.

Start-up time	0.4 sec.
Shooting interval	0.25 sec.
Shutter time lag	0.05 sec.
AF speed	0.06 sec.
Live view (EVF)	SXGA 85fps

IMAGE QUALITY

A commitment to photographic creativity, developed from more than 80 years of film production

As a film manufacturer, Fujifilm has conducted exhaustive research into delivering photo quality results for more than 80 years. Without this experience, it would have been impossible to come up with the technical capability to reproduce colours and tones that emphasise the texture of the subject and deliver a three-dimensional look to images.
The creative attributes of film that cannot be measured by resolution alone are alive and well in the X-Pro2.

Grainy Effect

Two strengths of grain effects

The X-Pro2 has the ability to reproduce graininess typically unique to film-based images. There are two strengths: Strong or Weak, which can be combined with each of the different Film Simulation modes. The effects are also possible through in-camera RAW development.



ACROS

ACROS Film Simulation

The X-Pro2 features the new ACROS Film Simulation mode. Its features include smoother gradation, deep blacks and beautiful textures. Ultra high-quality monochrome images are possible, adding extra creativity to the general monochrome mode.

Film Simulation

The foundation of Film Simulation colour reproduction

Using the knowledge gained from accurately reproducing colour in film manufacturing, Film Simulation allows the user to change colour and tone settings to match the subject, scene and creative intent, just as if shooting with a roll of film. There are a total of 15 modes including PROVIA / Standard, Velvia / Vivid and ASTIA / Soft.



Classic Chrome Film Simulation

FINDER

Compose images in the viewfinder using one of three different viewing options

Photographers love looking through a viewfinder to take photos, which is why X-Series models have used finders from the very start. Combining the advantages of both an OVF and an EVF, Fujifilm has perfected the Advanced Hybrid Multi Viewfinder with three viewing options. Now you can return to the roots of photography with the only viewfinder of its kind in the world.

Electronic Rangefinder

Electronic Rangefinder (ERF) simultaneously displays a small EVF window in the optical viewfinder.

The EVF is simultaneously displayed as a small window in the optical viewfinder. It can be displayed in three different ways: 100% field of view, 2.5x magnification and 6x magnification. This allows the user to check focus, the angle-of-view, exposure and white balance in real-time, even when taking photos through the OVF. As it can also be used with MF assist, precise MF is possible in the OVF mode.

Finder switching lever on the front of the body - easy to operate while shooting

Eyesight Adjustment

Advanced optical viewfinder system

The optical design of the viewfinder has been improved, moving the eye point from 14mm on the previous model to 16mm. A diopter correction dial is also included, which makes the viewfinder even more comfortable to use.

Optical viewfinder diopter correction is not only available on the EVF, but also when using the OVF and ERF.

Depth of Field Scale

Depth of Field scale supports zone focusing in MF

The Depth of Field Scale can be selected for film reference display in addition to conventional pixel reference. With film reference, photo viewing from printing becomes a prerequisite for depth display, allowing the user to use it in a sense of depth of field similar to film photos.

The Depth of Field Scale, displayed as a blue bar in the distance index, gives a visual guide when manually pre-focusing.

FOCUSING

Focusing system combines fast and accurate AF with simple MF

Accentuate your subject. For photographers, focusing is an important job. Although AF now reacts faster than the human eye, the appeal and level of trust in MF will never disappear. Manually operating the focus ring to pick out a specific element in the frame is often crucial. Speed isn't always everything.

Advanced MF Mode

Driving MF forward

Digital Split Image can be selected in both monochrome and colour options

The X-Pro2 comes equipped with different types of MF assist including Digital Split Image, which is reminiscent of old rangefinders, and Focus Peaking where colour is used to show the parts of the image that are in focus.

AF Point Expantion

Phase Detection AF area expanded to 7x7

The motion prediction algorithm has also been improved making fast, precise continuous tracking possible.

The number of selectable focusing points has been expanded from 49 on previous models to 77. Approximately 40% of the imaging area is now covered by fast, precise phase detection AF pixels, which means focusing speeds when photographing moving subjects have improved dramatically.

Focus Lever

Focus Lever allows you to instantly change the focus area

The new Focus Lever on the back of the camera can be moved like a joystick in eight directions to instantly move the focus area. Now, rapid focus area changes can be made, even when composing an image. Not only is this available to move the AF point during AF mode, but it can also be used during MF mode to quickly move the enlarged display area when using MF assist.

Clicking the focus lever in the centre will instantly return the focus area back to the central point.

OPERABILITY

A body design that maximises practicality

No photographer wants to take their eye from the viewfinder for fear of missing the perfect shot. With this in mind, key design aspects have been concentrated on the camera's right side. The major exposure settings are available on a dial for quick fingertip control. Changes can also be made while the camera is switched off, so users will always be ready for the next photo opportunity. Thanks to the simplicity of the X-Pro2, you'll soon be creating masterpieces.

Exposure Compensation

Exposure compensation dial in the C position

As it's used so frequently, exposure compensation has been made into a dual-purpose dial. Compensation up ±3 stops in 1/3 steps is possible even with the camera to your eye thanks to the dial's knurled shape. But if the C position is selected, exposure compensation of up to ±5 stops is possible using the front command dial.

Accurate exposures are possible, even in situations with large variations in brightness, thanks to ±5 stops of exposure compensation.

Dual-Functioned Dial

One dial for both ISO and shutter speed

The shutter speed and ISO dials have now been combined into one dial, which is reminiscent of those found on old film cameras. Changing the ISO is done by lifting the outer portion of the dial. Now all exposure settings can be performed with dials.

In addition to Auto (A), Low (L) and High (H), manual selections can be made from ISO 200-12,800.

Front Command Dial

For more comfortable handling

The X-Pro2 features a new front command dial. It is used to set intermediate shutter speeds that are not available on the shutter speed dial when shooting in Manual or Shutter Speed Priority modes. It's also used to shift programmed exposure combinations when shooting in Program mode.

Precise exposure settings that cannot be made with dials are now possible.

Great Versatility

Highly customizable menus

A maximum of 16 frequently used menu items can be registered to the new My Menu feature. When combined with the Q Menu, which instantly brings up the main menu, and the six Fn Buttons, a total of 38 shortcuts can be created for a truly impressive level of customization.

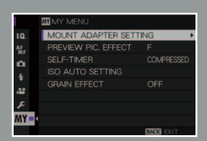

The re-designed GUI is now easier to see and use.

RELIABILITY

Tough conditions are no longer to be feared. The X-Pro2 can be relied upon to take a picture at any time in any conditions.

Reliability is one of the most important considerations when choosing a camera, so the X-Pro2 needs to work at any moment, regardless of where you are and what type of scene you want to photograph. That's why the camera body is made from magnesium and features a dust-proof, splash-proof and freezeproof structure, along with a highly durable focal plane shutter and dual card slot.

Dual SD Card Slot

Dual Card Slots

The X-Pro2 is the first mirrorless camera to offer dual SD card slots for highly reliable data storage. Slot 1 is compatible with UHS-II standards for excellent write speeds. One of three recording methods can be selected: sequential, backup and RAW / JPEG sorting.

Images can be copied between SD cards within the camera, making image data backup possible without a PC.

1/8000 sec. Shutter Speed

Focal plane shutter with a maximum speed of 1/8000 sec.

The X-Pro2 comes equipped with a focal plane shutter boasting a durability of 150,000 shots, a maximum speed of 1/8000 sec and a flash sync speed of 1/250sec. Furthermore, the camera also includes an electronic shutter with completely silent operation and a maximum speed of 1/32,000 sec, allowing users to select maximum apertures even in bright conditions.

Reliable mechanical shutter. The X-Pro2 can be set to Mechanical + Electronic mode, automatically switching to an electronic shutter when the correct exposure exceeds 1/8000 sec. in Aperture Priority (AE) mode.

Magnesium Body

Durable magnesium body

Coated in the same half-matt paint as the X-Pro1, the luxurious body of this new flagship model is made from highly robust magnesium alloy, which feels both solid and reliable in the hand. The dials are milled from aluminum and operating with a re-assuring click. In addition, the X-Pro2 has many pre-requisites of a professional camera, including dust-resistance, water-resistance and the ability to work in low-temperatures thanks to the XX weather-proof seals around the body. Shoot with confidence, no matter what the weather.



System Chart Technical Notes

FUJINON X Mount 21 Lenses, as of 15th Jan 2016

Multi Views Parts of the Camera

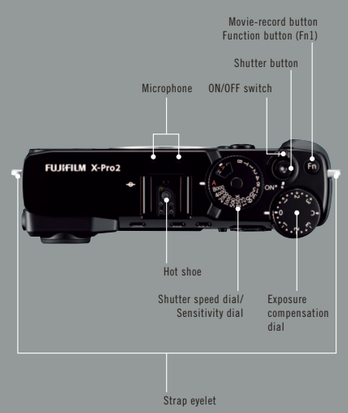

Specification X-Pro2 Specification

Model name		FUJIFILM X-Pro2
Number of effective pixels		24.3 millions pixels
Image sensor		23.6mm×15.6mm (APS-C) X-Trans CMOS Ⅲ with primary color filter.
Sensor Cleaning system		Ultra Sonic Vibration
Storage media		SD card (~2G)/SDHC card (~32G)/SDXC card (~256G) UHS-I/UHS-Ⅱ (Only Slot 1)(*1)
File format	Still image	JPEG:Exif Ver.2.3, RAW:14bit RAW (RAF original format)/RAW+JPEG
	Movie	MOD (MPEG-4 AVC/ H.264, Audio: Linear PCM/ Stereo sound 48KHz sampling)
Number of recorded pixels		L: <3:2>6000×4000 / <16:9>6000×3376 / <1:1>4000×4000 M: <3:2>4240×2832 / <16:9>4240×2384 / <1:1>2832×2832 S: <3:2>3008×2000 / <16:9>3008×1688 / <1:1>2000×2000
Lens mount		FUJIFILM X mount
Sensitivity		AUTO1/AUTO2/AUTO3 (up to ISO12800)/ISO200~12800(1/3 step)(Standard Output Sensitivity) Extended output sensitivity:ISO100/25600/51200
Exposure control		TTL 256-zone metering, Multi / Spot / Average/ Center Weighted
Exposure mode		P(Program AE)/A(Aperture Priority AE)/S(Shutter Speed Priority AE)/M(Manual Exposure)
Exposure compensation		-5.0EV~+5.0EV 1/3EV step(Movie: -2.0EV~+2.0EV)
Image Stabilizer		Supported with OIS type lenses
Shutter type		Focal Plane Shutter
Shutter speed	Mechanical Shutter	4sec.~1/8000sec(P mode), 30 sec.~1/8000 sec.(All modes) Bulb mode(up to 60min), TIME:30sec.~1/8000sec.
	Electronic Shutter	1sec~1/32000sec(P/A/S/M modes) Bulb mode:1sec. fixed, TIME:1sec~1/32000sec *2
	Mechanical + Electronic Shutter	4sec~1/32000sec(P mode), 30sec~1/32000sec(All modes) Bulb mode(up to 60 min), TIME:30sec.~1/32000sec. *2
	Synchronized shutter speed for flash	1/250sec. or slower
Continuous shooting		Approx. 8.0 fps(JPEG:83 frames Lossless compression RAW:33 frame Uncompressed RAW:27 frames) Approx 3.0fps(JPEG:endless Lossless Compression RAW:endless Uncompressed RAW:36frames) * recordable frames depends on recording media * Speed of continuous shooting depends on shooting environment and shooting frames
Auto bracketing		AE Bracketing(±2EV/±5/3EV/±4/3EV/±1EV/±2/3EV/±1/3EV) Filmsimulation bracketing(Any 3 types of film simulation selectable) Dynamic Range Bracketing (100% · 200% · 400%) ISO sensitivity Bracketing (±1/3EV/±2/3EV/±1EV) White Balance Bracketing (±1/±2/±3)
Focus	mode	Single AF / Continuous AF / MF
	type	Intelligent Hybrid AF (TTL contrast AF / TTL phase detection AF)
	AF frame selection	Single point AF:EVF/LCD/OVF:11x7/21x13(Changeable size of AF frame among 5 types), Zone AF:3×3/5×5/7×7 from 77 areas on 11x 7 grid, Wide/Tracking AF:(up to 18 area) *AF-S:Wide *AF-C:Tracking
White balance		Automatic Scene recognition/Custom1~3/Color temperature selection(2500K~10000K)/ Preset : Fine, Shade, Fluorescent light (Daylight), Fluorescent light (Warm White), Fluorescent light (Cool White), Incandescent light, Underwater
Self-timer		10sec/2sec
Interval timer shooting		Yes (Setting : Interval, Number of shots, Startinng time)
Flash modes	Red-eye Removal OFF	Auto / Forced Flash / Slow Synchro / Suppressed Flash / Rear-curtain Synchro / Commander
	Red-eye Removal ON	Red-eye Reduction Auto / Red-eye Reduction & Forced Flash / Red-eye Reduction & Slow Synchro / Suppressed Flash / Red-eye Reduction & Rear-curtain Synchro / Commander
Hot shoe		Yes (Dedicated TTL Flash compatible)
Viewfinder (Hybrid Viewfinder)	OVF	everse Galilean viewfinder with electronic bright frame display Coverage of frame area v.s. capturing area: approx.92% Magnifications approx x0.36/x0.60
	EVF	0.48-in TFT color viewfinder Aprox 2.36 millions dots(4:3) Coverage of viewing area vs. capturing area : approx. 100% Eyepoint:approx 16mm(from the rear end of the camera's eyepiece) Diopter adjustment:-4~+2m-1 Magnification:0.59x with 50 mm lens (35mm equivalent) at infinity and diopter set to -1.0m-1 Diagonal angle of view : approx 29.1°(Horizontal angle of view:approx 24.4°) Built-in eye sensor
LCD monitor		3.0-inch, aspect ratio 3:2, approx 1.62 millions dots
Movie recording		Full HD 1920×1080 60p/50p/30p/25p/24p up to 14 min. HD 1280×720 60p/50p/30p/25p/24p up to 28 min * Use a card with SD Speed Class with class 10 or higher
Film simulation mode		15 modes (PROVIA/Standard, Velvia/Vivid, ASTIA/Soft, Classic Chrome, PRO Neg.Hi, PRO Neg.Std, Black& White, Black& White+Ye Filter, Black& White+R Filter, Black& White+GFilter, Sepia, ACROS, ACROS+Ye Filter, ACROS+R Filter, ACROS+G Filter)
Dynamic range setting		AUTO, 100%, 200%, 400% ISO restriction(DR100%:No limit, DR200%:ISO400 or more, DR400%:ISO800 ore more)
Advanced filter		Toy camera / Miniature / Pop color / High-key / Low-key / Dynamic tone / Soft focus / Partial color (Red / Orange / Yellow / Green / Blue / Purple)
Wireless transmitter	Standard	IEEE802.11b/g/n(standard wireless protocol)
	Encryption	WEP/ WPA/WPA2 mixed mode
	Access mode	Infrastructure
Wireless function		Geotagging, Wireless communication (Image transfer), View & Obtain Images, Remote camera shooting, PC Autosave, instax printer print
Other functions		Exif Print , PRINT Image Matching II , Language(35 languages including JP/EN), Time difference, exposure preview on LCD during Manual mode, EVF brightness, EVF color, LCD brightness, LCD color, Mode effect on monitor, Customize. Digital Split Image *3
Terminal	Digital interface	USB2.0(High-Speed)/micro USB * connectable with Remote Release RR-90 (sold separately)
	HDMI output	HDMI micro connector (Type D)
	Other	Microphone / shutter release input: ø2.5mm, stereo mini connector Hot shoe, Syncronized terninal *Mechanical release S1 button
Power supply		NP-W126 Li-ion battery (included)
Dimensions		(W)140.5mm×(H)82.8mm×(D)45.9mm (minimum depth 34.8mm)
Weight		Approx 495g(including battery and memory card)/Approx 445g(excluding battery and memory card)
Operation Environment	Operating Temperature	-10℃~+40℃
	Operating Humidity	10%~80%(no condensation)
Battery life for still images		Approx. 250/350 frames (EVF/OVF, When XF35mmF1.4 R is set) *4
Starting up period		Approx 0.4sec.
Accessories included		Li-ion battery NP-W126, Battery Charger BC-W126, Shoulder strap, Body cap, Strap clip, Protective cover, Hot shoe cover, Sync terminal cover, Clip attaching tool, Owner's manual, Warranty+D66

*1 Please see the Fujifilm website (http://www.fujifilm.com/support/digital_cameras/compatibility/card/x/) to check memory card compatibility. *2 The Electronic Shutter may not be suitable for fast-moving objects. Flash can not be used. *3 Digital Split Image is a trademark or a registered trademark of FUJIFILM Corporation. *4 Approximate number of frames / period that can be taken with a fully-charged battery based on CIPA standard.